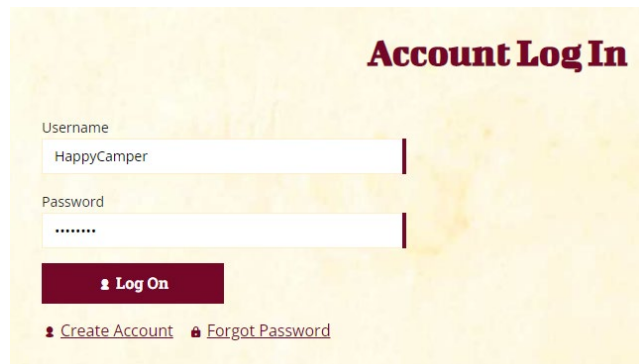


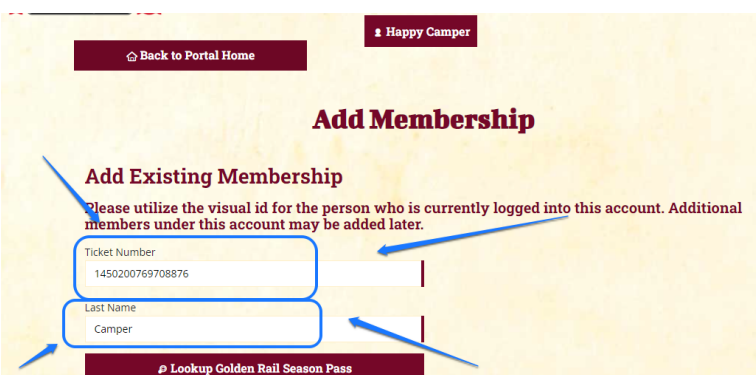
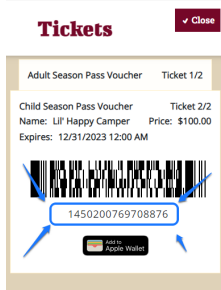
How to set up and manage your Golden Rail Season Pass account online

If you have not already done so, set up your online account by following the directions below. Once set up, start at number 3 to view your Home Page and manage your benefits.

1. [Click here to access the Account Log In page.](#)
2. Click "Create Account" (located under the "Log On" button).



3. Enter the ticket number and the last name from each season pass voucher and click "Look up Golden Rail Season Pass" button. Repeat for each member.



4. Once everyone is added you can scroll through each person in your group using the arrows at the top right and reserve all your tickets by clicking the "Benefits" button on the Home Page.

