


The following is a **partial list** of parts available for your 24" or 36" gauge Crown trains. We do have other train parts available; if a part is not on this list, please call us, as we may be able to manufacture it for you or we can assist you in finding another source for train parts.

- Driving Box Bearings with Stock in Bore
- Driving Box Bearing - Standard
- Driving Box Shoe
- Driving Box Wedge
- Pedestal Adjusting Screw
- Driver Spring
- Spring Hanger with Dowel
- Equalizer Bar - 2 pieces
- Spring Support
- Equalizer Pin
- Eccentric
- Eccentric Strap
- Eccentric Blade
- Eccentric Blade Pin
- Link Bushing
- Link Block Pin
- Valve Rod Pin
- Valve Rod "Front Section"
- Crosshead
- Crosshead Liner
- Crosshead Guides
- Crank Pin
- Pony Truck Axle Bearing
- Pony Truck Spring
- Pony Truck Axle for Center Casting Complete with Nuts and Washers
- Pony Truck Roller with Bushing
- Pony Truck Crossbars - 2 pieces
- Set Brake Lining
- Set Brake Lining with Rivets
- Spring for Brake Shoe
- 3/8, 1/2, 3/4, 1" 300 lb Steam Valve
- 36" Engine Brake Shoe Head
- Cylinder Head Gasket
- Steam Chest Gasket
- Piston Rod Packing
- Valve Rod Packing
- Cylinder Cock
- Composition Brake Shoe for Coaches
- 1/2 x 3/4" Soft Plug
- Lubricator Check Valve
- Reverse Lever:
  - Quadrant
  - Paul
  - Spring
  - Rod
  - Rod End
- 36" Crown Journal Box Pads
- Hand Hole Gasket 6 x 4.75 x .250
- New Lubricator
- 1" Kunkle 197 Safety Valves
- 1" Kunkle 200 Safety Valves
- 4 x 5 Bolt Water Glass
- 1/2 Gauge Cocks
- Bell Ringers
- 1-1/2 Square Head Sealed Brass Boiler Plugs


**Call for pricing or to order.**  
**Prices are F.O.B. Blowing Rock, North Carolina**

## Complete Restoration Before and After Photos




**TWEETSIE<sup>®</sup>**  
**RAILROAD**

**Steam Locomotive Shop**  
 Crown Parts List




300 Tweetsie Railroad Lane  
 Blowing Rock, NC 28605

(828) 264-0944  
 Fax (828) 264-0900  
[www.tweetsie.com](http://www.tweetsie.com)



Eccentric



Eccentric Strap




Fusible Plugs - 3/4" & 1/2"



ASME Standard



Water Glass & Safety Valves



Driving Box Bearings - 36"



Pony Truck & Car Wheels - 24", and Axel



Spring Saddle & Hanger - 36" and 24"



Brake Shoes



Journal Box Pads - 36"



Cylinder Cocks - 36" & 24"



Crosshead Liners



Crosshead Pins & Guides