

Build Your Own

# TWEETSIE<sup>®</sup>

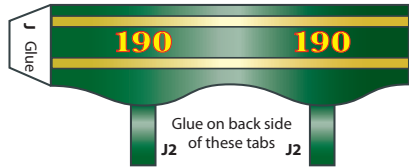
RAILROAD

Refer to Assembly Instructions Sheet



## 3-D Locomotive No. 190

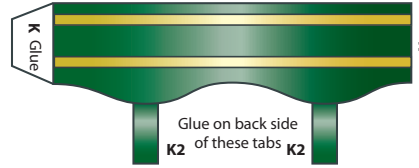
### Parts & Pieces Sheet 3A



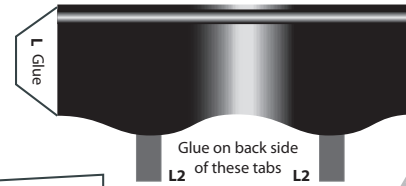
L2 center on top (refer to photo)

J2 center on top (refer to photo)

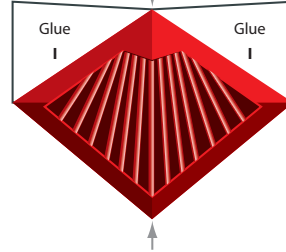
K2 center on top (refer to photo)



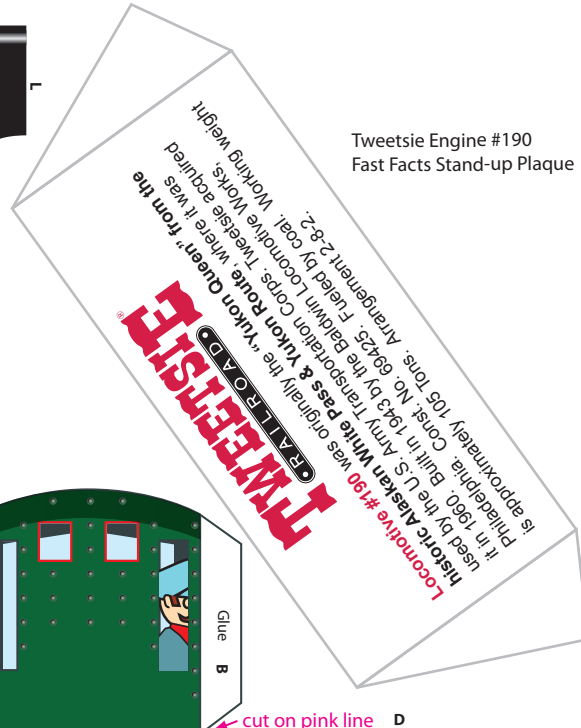
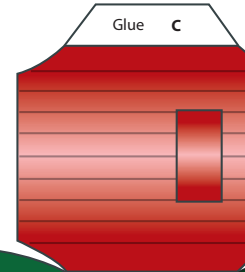
Glue on back side of these tabs K2



Glue on back side of these tabs L2



Fold



Tweetsie Engine #190  
Fast Facts Stand-up Plaque

**TWEETSIE**  
RAILROAD  
Locomotive #190 was originally the "Tyron Route Queen" from the Historic Alaskan White Pass & Yukon Route Locomotive Works, where it was used by the U.S. Army Transport Corps. Tweetsie acquired Philadelphia, PA in 1943 by the Baldwin Locomotive Works. Tweetsie is approximately 105 tons. Arrangement 2-8-2.


note: For a more-rounded boiler, do not score tab D.

part of tab A will attach here


cut on pink line

cut on pink line


cut on pink line D



I centered on front, flush to the bottom (refer to photo)



©Copyright 2010 Tweetsie Railroad. All rights reserved. Created by InsideNewCity.com



Tweetsie Railroad | 300 Tweetsie Railroad Lane | Blowing Rock, NC 28605 | 800-526-5740 | tweetsie.com

Glue E



**TWEETSIE.COM** Visit our website to find out more about Tweetsie Railroad, and how to plan your next visit to our theme park for YOUR Wild West Train Adventure!

©Copyright 2010 Tweetsie Railroad. All rights reserved.  
Tweetsie Railroad | 300 Tweetsie Railroad Lane  
Blowing Rock, NC 28605 | 800-526-5740 | tweetsie.com