

Build Your Own

TWEETSIE®

Refer to Assembly Instructions Sheet

RAILROAD

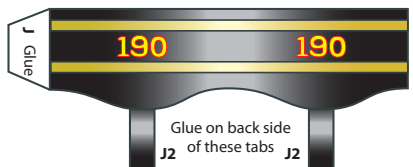
3-D

Railfan Special: 190 in 1960

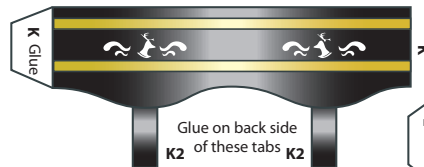
Parts & Pieces Sheet 5A



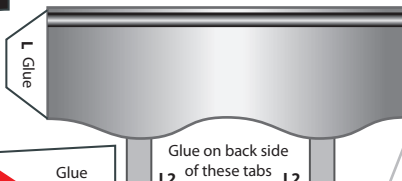
Celebrating 50 years of Engine 190 at Tweetsie!




Glue on back side of these tabs J2



Glue on back side of these tabs K2



Glue on back side of these tabs L2

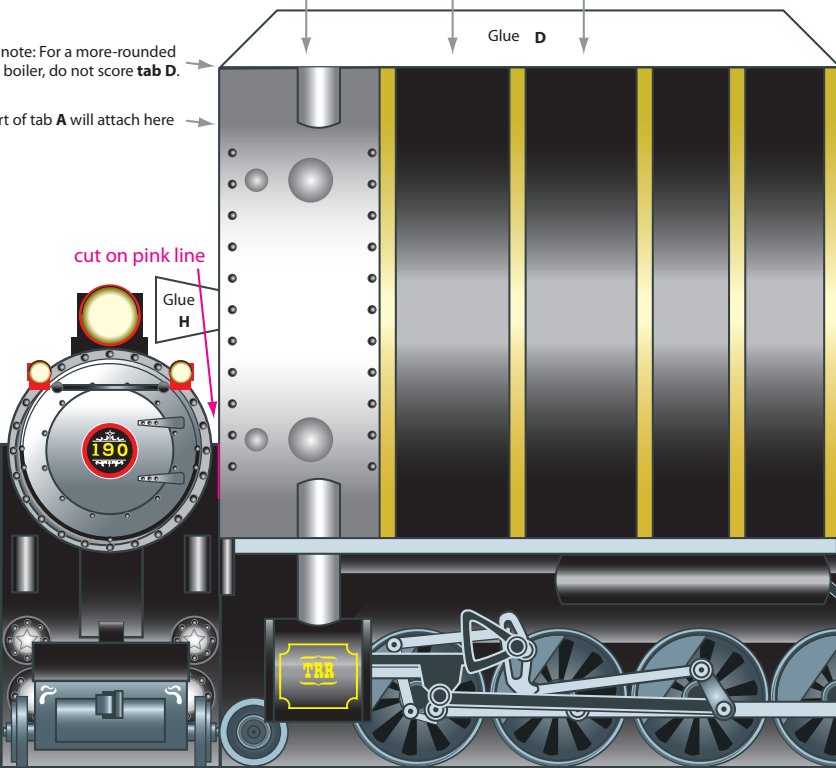


Flared Smokestack Fitting

L2 center on top (refer to photo) J2 center on top (refer to photo) K2 center on top (refer to photo)

note: For a more-rounded boiler, do not score tab D.

part of tab A will attach here



cut on pink line

cut on pink line

cut on pink line

Glue A

Glue H

Glue I

Glue I

Glue C

Glue B

I centered on front, flush to the bottom (refer to photo)

Glue F



cut out & remove

Tweetsie Railroad | 300 Tweetsie Railroad Lane | Blowing Rock, NC 28605 | 800-526-5740 | tweetsie.com

Glue E

G

E



TWEETSIE.COM Visit our website to find out more about Tweetsie Railroad, and how to plan your next visit to our theme park for YOUR Wild West Train Adventure!

©Copyright 2010 Tweetsie Railroad. All rights reserved. Tweetsie Railroad | 300 Tweetsie Railroad Lane Blowing Rock, NC 28605 | 800-526-5740 | tweetsie.com

TWEETSIE RAILROAD
Celebrating 50 years at Tweetsie, Locomotive #190 with 1960 paint scheme. It was originally the "Yukon Queen" from the historic Alaskan White Pass & Yukon Route Locomotive Works, used by the U.S. Army Transportation Corps. Tweetsie acquired it in 1960. Built in 1943 by the Baldwin Locomotive Works in Philadelphia, Const. No. 69425. Fueled by coal. Working weight is approximately 105 tons. Arrangement 2-8-2.